

METROPOLIS MASCHINENMENSCH




INSTRUCTIONS FOR ASSEMBLING METROPOLIS MASCHINENMENSCH ALL PLASTIC ASSEMBLY KIT

X-PLUS


411-200037T

IMPORTANT - READ THIS FIRST!

YOUR FINISHED MODEL
CAN LOOK LIKE THIS!



SIDE VIEW



BACK VIEW

- This model needs to be assembled. Read the instructions thoroughly before constructing the model.
- After taking the product out of the plastic bag, tear the plastic bag and discard it safely, since there will be a danger of suffocation if young children mishandle it.
- Cleanly clip the parts from the trees, discarding them after all the parts have been removed.
- Due to manufacturing circumstances, it is unavoidable that there will be sharp points that may cause harm. Be sure not to play or mishandle the trees or use them for unintended purposes. Households with young children should be particularly careful.
- Use nippers for removing parts and finish any burrs remaining on the parts using a craft knife or file. Be cautious of mishandling nippers, craft knives or files as they may result in cuts to the hands or fingers. Children younger than 10 years of age should have the work carried out by a parent or guardian.
- As the kit contains small parts, please keep them out of reach of younger children as they may cause a choking hazard. Due to the danger of mistakenly swallowing parts, be absolutely certain to keep them away from unsupervised children younger than the target age.
- (In the situation where you use cement or paints, take care of the following points). If cement or paint gets in your eyes, immediately wash the affected area with large amounts of water and consult a doctor. Do not use cement or paint in enclosed rooms, since there will be danger of toxic inhalation. Absolutely do not use cement or paint near sources of open flame, as there will be danger of ignition.
- Do not leave the product in locations subject to direct sunlight or in places with high temperature or high humidity.

The writing on the back

HEL

GEBOREN
MIR ZUM GLÜCK, ALLEN MENSCHEN ZUM SEGEN
VERLOREN
AN JOH FREDERSEN-
GESTORBEN,
ALS SIE FREDER, JOH FREDERSENS SOHN, DAS LEBEN SCHENKTE.


English interpretation:

BORN
TO MY FORTUNE, A BLESSING TO ALL
LOST
TO JOH FREDERSEN.
GONE,
AS SHE GAVE LIFE TO FREDER, JOH FREDERSEN'S SON.

YOU GOTTA KEEP AN EYE
OUT FOR THIS KIT TOO!

ANOTHER
VAMPIRELLA

©&©2022 Dynamite.



CONTACT US

ADDRESS: 9F, Hiranomachi Takahashi Bldg., Hiranomachi 1-8-8, Chuo Ward, Osaka City, Osaka, Japan 541-0046
EMAIL: info@ric-toy.com

*We are available on non-holiday weekdays from 10:00 to 18:00 (JST)

MADE IN CHINA

2022
X PLUS CO., LTD.

WSM Art
Metropolis
Walter Schultze-Mittendorf ©

FOR SUGGESTED DETAIL PAINTING SCHEME - SEE ILLUSTRATIONS. Paint parts as indicated and allow to dry before assembling.

METROPOLIS MASCHINENMENSCH

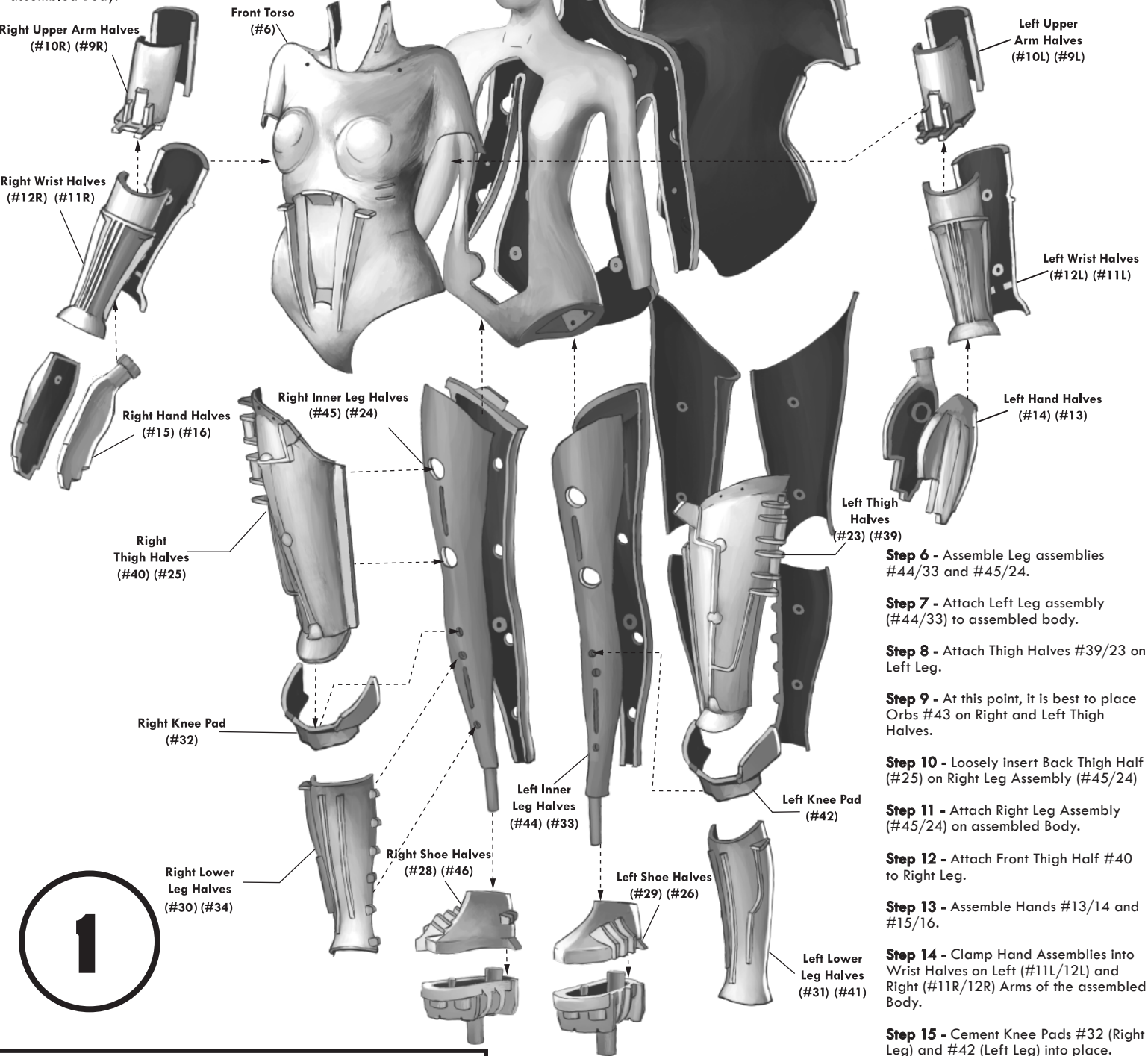
Step 1 - Assemble Body Halves #4 and #7.

Step 2 - Attach Upper Arm Halves #9L/10L and #9R/10R to assembled Body.

Step 3 - Attach Front Torso #6, then Rear Torso #5 to assembled Body.

Step 4 - Assemble Helmet #1 and #8, then attach to rear of assembled Body.

Step 5 - Attach Face #2 to front of assembled Body.



THERE ARE EXTRA SETS OF #17 AND #19 PROVIDED AS SPARE PARTS.

BE CAREFUL WHEN CUTTING THE SMALL PARTS LIKE #17 AND #19.

